

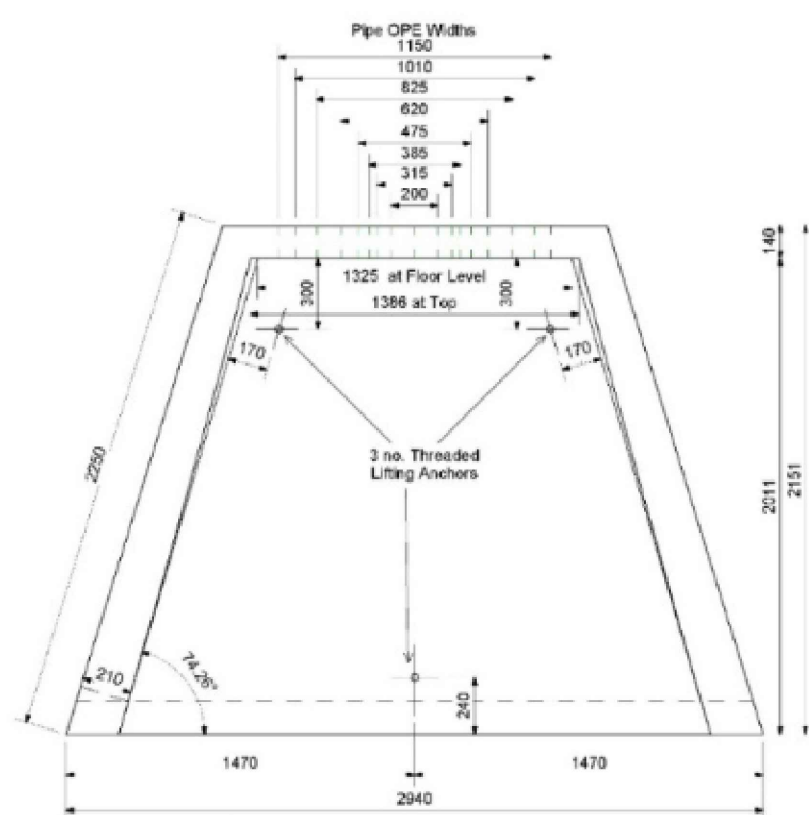
DO NOT SCALE FROM THIS DRAWING. USE FIGURED DIMENSIONS IN ALL CASES.
VERIFY DIMENSIONS ON SITE AND REPORT ANY DISCREPANCIES TO THE
DESIGNERS IMMEDIATELY.
THIS DRAWING TO BE READ IN CONJUNCTION WITH THE DESIGNERS
SPECIFICATION.
© THIS DRAWING IS COPYRIGHT AND MAY ONLY BE REPRODUCED WITH THE
DESIGNERS PERMISSION.

NOTES:

1. ALL DRAWINGS ARE TO BE READ IN CONJUNCTION WITH ALL RELEVANT SPECIFICATIONS, BILLS OF QUANTITIES, ARCHITECTURAL, SERVICES AND ENGINEERING DRAWINGS.
2. ALL LEVELS ARE IN **METRES** RELATED TO ORDNANCE DATUM MALIN HEAD, OSGM15.
3. ANY DISCREPANCIES BETWEEN THESE DOCUMENTS SHALL BE BROUGHT TO THE ATTENTION OF THE ENGINEER.
4. DRAWINGS ARE NOT TO BE SCALED.
5. ALL DIMENSIONS ARE IN **MILLIMETRES**, UNLESS NOTED OTHERWISE.

LEGEND:

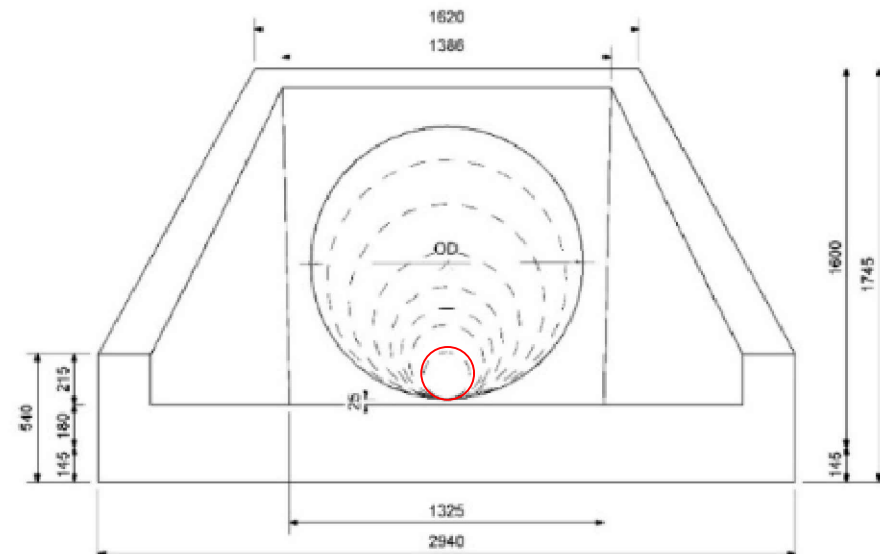
- | | |
|---|---|
|  | APPLICATION SITE |
|  | LANDS IN THE CONTROL OF THE APPLICANT/LANDOWNER |
|  | UNDERGROUND DUCTS |
|  | UNDERGROUND DUCTS (RURAL SUPPLY) |
|  | BOUNDARY POST & RAIL FENCE (1.2M) |
|  | COMPOUND PALISADE FENCE (2.6M) |
|  | ESB UNIT SUBSTATION |
|  | COMPOUND STONE |
|  | INTERNAL COMPOUND ROADWAY |
|  | INTERNAL COMPOUND PATHWAY |
|  | TRANSFORMER & EQUIPMENT PLINTHS |
|  | EXISTING ACCESS ROAD/TRACK |
|  | EXISTING FOOTPATH |
|  | REALIGNED ACCESS ROAD |
|  | GREEN AREA |
|  | PROPOSED/EXISTING LEVELS |
|  | FOUL WATER PIPE |
|  | STORM WATER PIPE |
|  | STORM WATER PIPE (TO RAINWATER HARVESTING TANK) |
|  | FOUL WATER AJ |
|  | FOUL WATER MANHOLE |
|  | STORM WATER AJ |
|  | STORM WATER MANHOLE |
|  | WATER SUPPLY (FROM RAINWATER HARVESTING TANK) |
|  | ROAD GULLY |



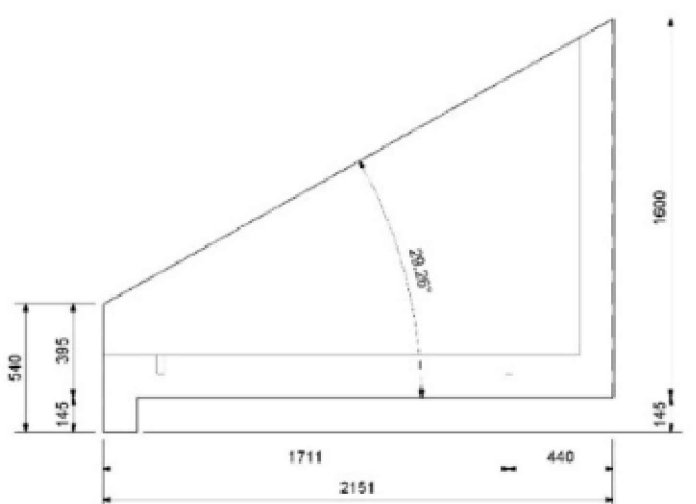
1 Headwall Plan
1 : 20



4 Isometric



3 Front Elevation
1 : 20



2 Side Elevation
1 : 20

Typical Headwall Detail Scale 1:20

Substation Compound Drainage Layout Scale 1:250

Avoca River

P01	26.11.2020	ISSUED FOR INFORMATION	NT	GMN
REV	DATE	DESCRIPTION	BY	APP

PROJECT:

ECHELON/POLLAHONEY 110KV SUBSTATION

TITLE:



Malachy Walsh and Partners
Engineering and Environmental Consultants
Cork | Tralee | London | Limerick



The Elm Suite,
Loughmore Centre,
Raheen Business Park,
Limerick,
V94 R578

Tel. : +353 (0) 61 480164
Fax. : +353 (0) 61 441125
E-mail : limerick@mwp.ie
Web : www.mwp.ie

DRAWN: NT	CHECKED: GNM	APPROVED: BS
-----------	--------------	--------------

DATE: OCT'20	SCALE @ A1: 1:250	
--------------	-------------------	--

PROJECT NUMBER:	21697	DRAWING STATUS:	S2
--------------------	-------	--------------------	----

DRAWING NUMBER:	21697-MWP-SS-00-DR-C-0012	REV:	P01
--------------------	---------------------------	------	-----

MM216971Drawings(Active)21697-MVP-00-00-0R-C-0012 S2-P01 dwg